














IMPORTANT

DOUBLE YELLOW LINE RESTRICTIONS WOULD APPLY ACROSS ALL VEHICLE ACCESSSES. WHERE THERE ARE NO PARKING BAYS / PEDESTRIAN CROSSINGS ETC INDICATED, DOUBLE YELLOW LINE RESTRICTIONS WOULD APPLY ALONG KERB SIDE.

KEY:

-  CROSSOVER
-  PERMIT HOLDERS ONLY (Monday - Sunday, 9am - 8pm)
-  SHARED PERMIT HOLDERS & SHORT TERM PARKING (up to 2 hours) (Monday to Sunday, 9am - 8pm)
-  SHARED PERMIT HOLDERS & MEDIUM TERM PARKING (up to 4 hours) (Monday to Sunday, 9am - 8pm)
-  DISABLED BAY
-  LOADING BAY
-  MOTORCYCLE BAY
-  CAR CLUB BAY
-  SHARED PERMIT HOLDERS & LONG TERM PARKING (up to 11 hours) (Monday to Sunday, 9am - 8pm)
-  BICYCLE PARKING
-  BOX JUNCTION
-  LAMP COLUMN



PRESTON PARK STATION AREA PROPOSED RESIDENTS PARKING SCHEME

